





CPO 95T TREADMILL

OUR 23-POINT INSPECTION

Our certified technicians carefully disassemble and diagnose every treadmill using a meticulous 23-point quality checklist. Next, we either Clean, Detail, Inspect, Paint, Rebuild, Repair, or Replace every specific part or perform a combination of these steps. We deliver fully-assembled, refurbished Life Fitness treadmills ready for your immediate use.

KEY

Paint – 	Inspect – 
Repair – 	Replace – 
Details – 	

CHECKLIST

All of our Certified Pre-Owned Treadmills must meet our sophisticated quality standards.

1. Function Check			13. Decals		
2. Electronic Function			14. Frame		
3. Console Housing			15. Emerson Control Board		
4. Overlay Inspection			16. Control Board		
5. Electrodes/handlebars			17. Rear End Caps		
6. Handrails			18. Deck		
7. Handrail End Caps			19. Belt		
8. Motor Covers			20. Tinsil Strip		
9. Skid Pads			21. Leveler		
10. Roller Bearings			22. Leveler Pads		
11. Drive Belt			23. Finger Guards		
12. Front End Cap					